



**SPECIAL MEETING of THE LINCOLN SOCIETY:
SEPTEMBER 9TH, 2020**

General Election: Trump vs. Biden

(4-Way)

Top Battlegrounds: Trump vs. Biden

[RCP Electoral Map](#) | [No Toss Up Map](#) | [RCP Senate Map](#) | [Senate NTU Map](#) | [RCP House Map](#) | [Latest Polls](#)

Polling Data						
Poll	Date	Sample	MoE	Biden (D)	Trump (R)	Spread
RCP Average	8/26 - 9/8	--	--	50.0	42.7	Biden +7.3
USC	9/2 - 9/8	2551 LV	--	53	41	Biden +12
CBS News	9/2 - 9/4	2433 LV	--	52	42	Biden +10
Harris	8/31 - 9/2	LV	--	53	47	Biden +6
Emerson	8/30 - 8/31	1567 LV	2.4	49	47	Biden +2
IBD/TIPP	8/29 - 9/1	1033 RV	--	49	41	Biden +8
CNN	8/28 - 9/1	997 RV	4.0	51	43	Biden +8
Reuters	8/28 - 9/1	1089 RV	3.4	47	40	Biden +7
The Hill	8/29 - 8/31	2834 RV	1.8	46	40	Biden +6
Quinnipiac	8/28 - 8/31	1081 LV	3.0	52	42	Biden +10
USA Today	8/28 - 8/31	1000 RV	3.1	50	43	Biden +7
Rasmussen	8/26 - 9/1	2500 LV	2.0	49	45	Biden +4
Selzer	8/26 - 8/30	827 LV	3.4	49	41	Biden +8

All General Election: Trump vs. Biden Polling Data

212 Biden

Toss Ups
211

Trump 115

118

51

43

211

23

29

63

270 Electoral Votes Needed To Win (Create Your Own Map)

Recent Elections: 2016 | 2012 | 2008 | 2004 | 2000 | 1996 | 1992 | 1988 | 1984 | 1980 | 1976 | 1972

Likely Biden (51)

New Jersey (14)
Illinois (20)
Maine CD1 (1)
Rhode Island (4)
Washington (12)
Solid Biden

Leans Biden (43)

Colorado (9)
Maine (2)
New Mexico (5)
Virginia (13)
Connecticut (7)
Oregon (7)

Toss Up (211)

Wisconsin (10)
Michigan (16)
Ohio (18)
Pennsylvania (20)
Florida (29)
Georgia (16)
North Carolina (15)
New Hampshire (4)

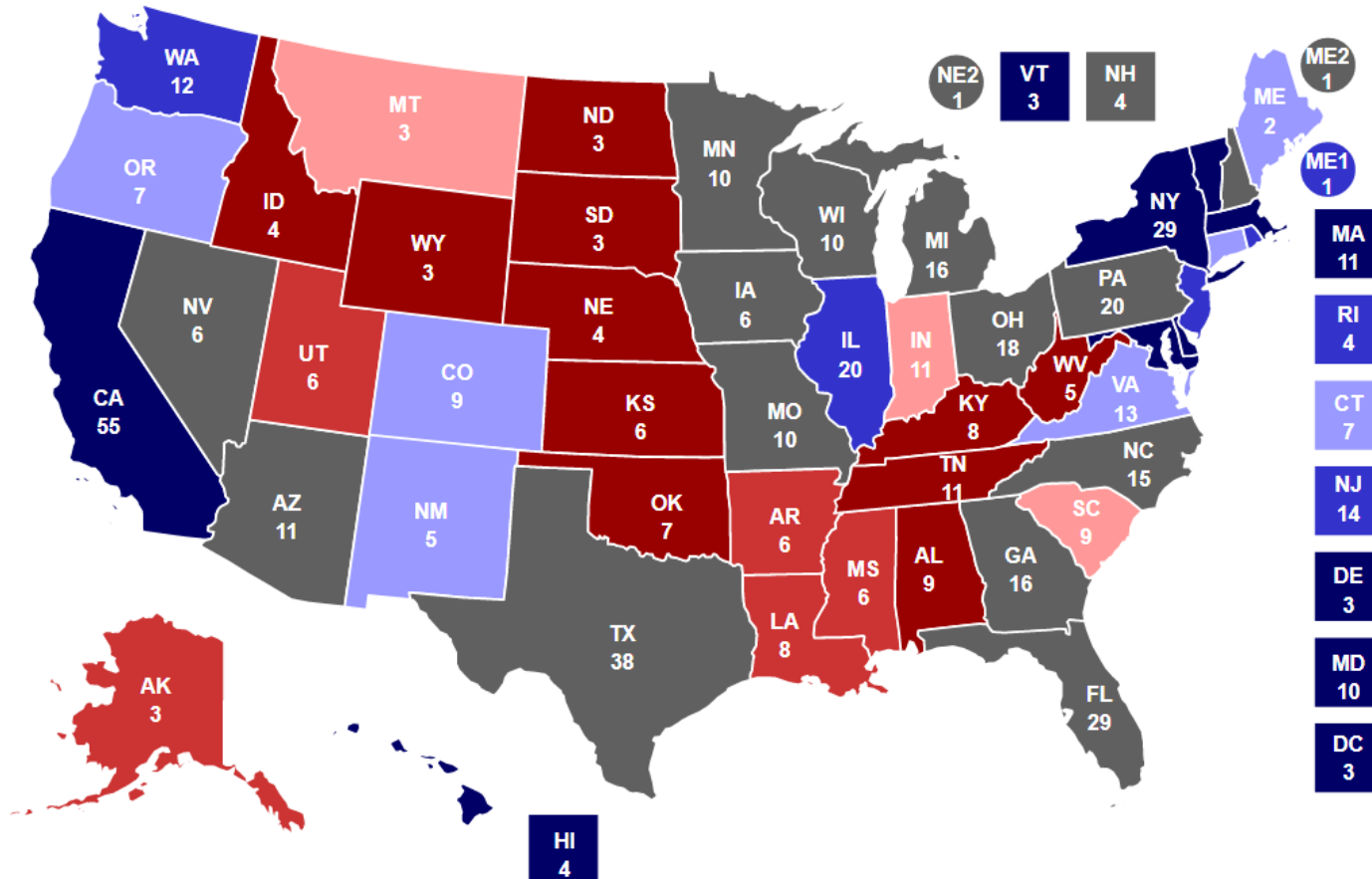
Iowa (6)
Missouri (10)
Arizona (11)
Nevada (6)
Maine CD2 (1)
Minnesota (10)
Nebraska CD2 (1)
Texas (38)

Leans Trump (23)

Indiana (11)
Montana (3)
South Carolina (9)

Likely Trump (29)

Alaska (3)
Louisiana (8)
Mississippi (6)
Utah (6)
Arkansas (6)
Solid Trump



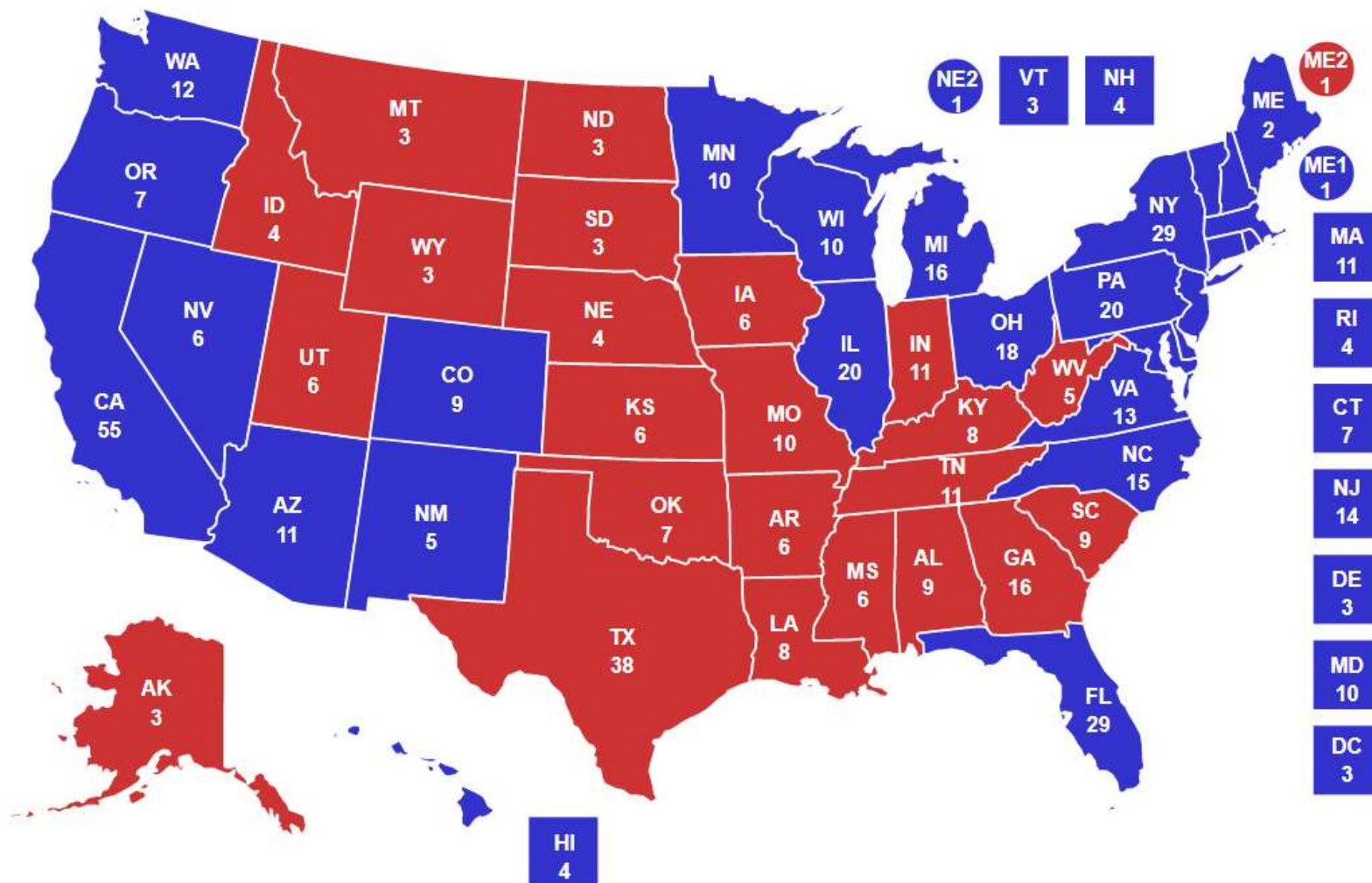
352 Biden

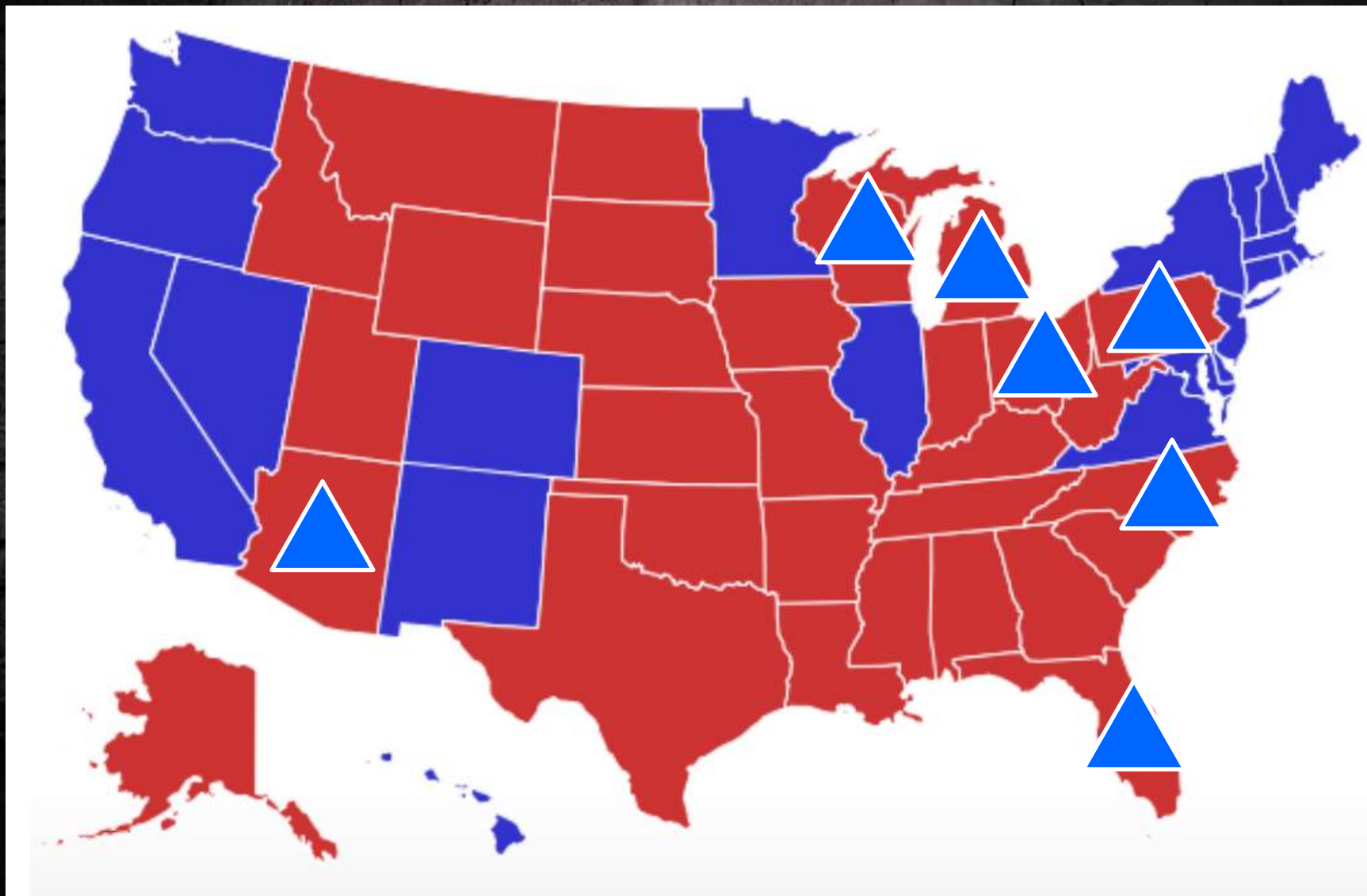
Trump 186

352 Biden

186 Trump

270 Electoral Votes Needed To Win (Create Your Own Map)





Top Battlegrounds: Trump vs. Biden

RCP Average	Date	Biden (D)	Trump (R)	Spread
Top Battlegrounds	9/9	48.6	44.9	Biden +3.8
Florida	September 9th	47.8	47.0	Biden +0.8
Pennsylvania	September 9th	49.0	44.7	Biden +4.3
Michigan	September 9th	47.0	43.8	Biden +3.2
Wisconsin	September 9th	50.3	43.3	Biden +7.0
North Carolina	September 9th	48.5	47.0	Biden +1.5
Arizona	September 9th	49.0	43.3	Biden +5.7

Florida: Trump vs. Biden



Key 2020 Races: FL-7 | FL-13 | FL-15 | FL-16 | FL-26 President: 2016: Trump +1.2 | 2012: Obama +0.9

National | Wisconsin | Florida | Michigan | Pennsylvania | North Carolina | Arizona | Minnesota

Polling Data

Poll	Date	Sample	MoE	Biden (D)	Trump (R)	Spread
RCP Average	8/28 - 9/6	--	--	47.8	47.0	Biden +0.8
CNBC	9/4 - 9/6	LV	--	49	46	Biden +3
NBC/Marist	8/31 - 9/6	766 LV	4.5	48	48	Tie
Trafalgar (R)*	9/1 - 9/3	1022 LV	3.0	46	49	Trump +3
Quinnipiac	8/28 - 9/1	1235 LV	2.8	48	45	Biden +3


All Florida: Trump vs. Biden Polling Data

POLITICS

Biden is struggling to win Miami Latinos, new poll finds. Will it cost him Florida?

BY DAVID SMILEY

SEPTEMBER 08, 2020 07:00 AM , UPDATED SEPTEMBER 08, 2020 09:14 PM



Top Battlegrounds: Trump vs. Biden

RCP Average	Date	Biden (D)	Trump (R)	Spread
Top Battlegrounds	9/9	48.6	44.9	Biden +3.8
Florida	September 9th	47.8	47.0	Biden +0.8
Pennsylvania	September 9th	49.0	44.7	Biden +4.3
Michigan	September 9th	47.0	43.8	Biden +3.2
Wisconsin	September 9th	50.3	43.3	Biden +7.0
North Carolina	September 9th	48.5	47.0	Biden +1.5
Arizona	September 9th	49.0	43.3	Biden +5.7

POLITICS

Pennsylvania: Trump 46%, Biden 46%

Thursday, September 03, 2020



President Trump and Democratic nominee Joe Biden are running dead even in Pennsylvania.

The latest Rasmussen Reports telephone and online survey of Likely Voters in the Keystone State finds Trump and Biden with 46% support each. Four percent (4%) prefer some other candidate, and another four percent (4%) remain undecided. (To see survey question wording, [click here](#).)

Among the 82% of voters who say they are certain now how they will vote in the presidential election, Trump holds a slight 51% to 49% advantage.

Top Battlegrounds: Trump vs. Biden

RCP Average	Date	Biden (D)	Trump (R)	Spread
Top Battlegrounds	9/9	48.6	44.9	Biden +3.8
Florida	September 9th	47.8	47.0	Biden +0.8
Pennsylvania	September 9th	49.0	44.7	Biden +4.3
Michigan	September 9th	47.0	43.8	Biden +3.2
Wisconsin	September 9th	50.3	43.3	Biden +7.0
North Carolina	September 9th	48.5	47.0	Biden +1.5
Arizona	September 9th	49.0	43.3	Biden +5.7

ECU Poll of Likely Voters in North Carolina: Trump leads Biden by two points; Tillis and Cunningham tied; Cooper leads Forest by ten points; Other statewide races competitive.

Wisconsin: Trump vs. Biden



Key 2020 Races: WI-3 President: 2016: Trump +0.7 | 2012: Obama +6.9 | 2008: Obama +13.9

[National](#) | [Wisconsin](#) | [Florida](#) | [Michigan](#) | [Pennsylvania](#) | [North Carolina](#) | [Arizona](#) | [Minnesota](#)

Polling Data

Poll	Date	Sample	MoE	Biden (D)	Trump (R)	Spread
RCP Average	8/29 - 9/6	--	--	50.3	43.3	Biden +7.0
CNBC	9/4 - 9/6	LV	--	50	44	Biden +6
CBS News	9/2 - 9/4	978 LV	--	50	44	Biden +6
Rasmussen	9/1 - 9/2	1000 LV	3.0	51	43	Biden +8
FOX News*	8/29 - 9/1	801 LV	3.5	50	42	Biden +8

All Wisconsin: Trump vs. Biden Polling Data

Michigan: Trump vs. Biden



Key 2020 Races: Senate | MI-3 | MI-6 | MI-8 | MI-11 President: 2016: Trump +0.3 | 2012: Obama +9.5

[National](#) | [Wisconsin](#) | [Florida](#) | [Michigan](#) | [Pennsylvania](#) | [North Carolina](#) | [Arizona](#) | [Minnesota](#)

Polling Data

Poll	Date	Sample	MoE	Biden (D)	Trump (R)	Spread
RCP Average	7/26 - 9/6	--	--	47.0	43.8	Biden +3.2
CNBC	9/4 - 9/6	LV	--	49	43	Biden +6
Detroit News	9/1 - 9/3	600 LV	4.0	47	42	Biden +5
Trafalgar	8/14 - 8/23	1048 LV	3.0	45	47	Trump +2
UW/YouGov	7/26 - 8/6	761 RV	5.1	47	43	Biden +4

All Michigan: Trump vs. Biden Polling Data

Arizona Polls: Trump vs. Biden



Key 2020 Races: [Senate](#) | [AZ-1](#) | [AZ-2](#) | [AZ-6](#) President: 2016: Trump +3.5 | 2012: Romney +9.1

[National](#) | [Wisconsin](#) | [Florida](#) | [Michigan](#) | [Pennsylvania](#) | [North Carolina](#) | [Senate: McSally vs. Kelly](#)

Polling Data

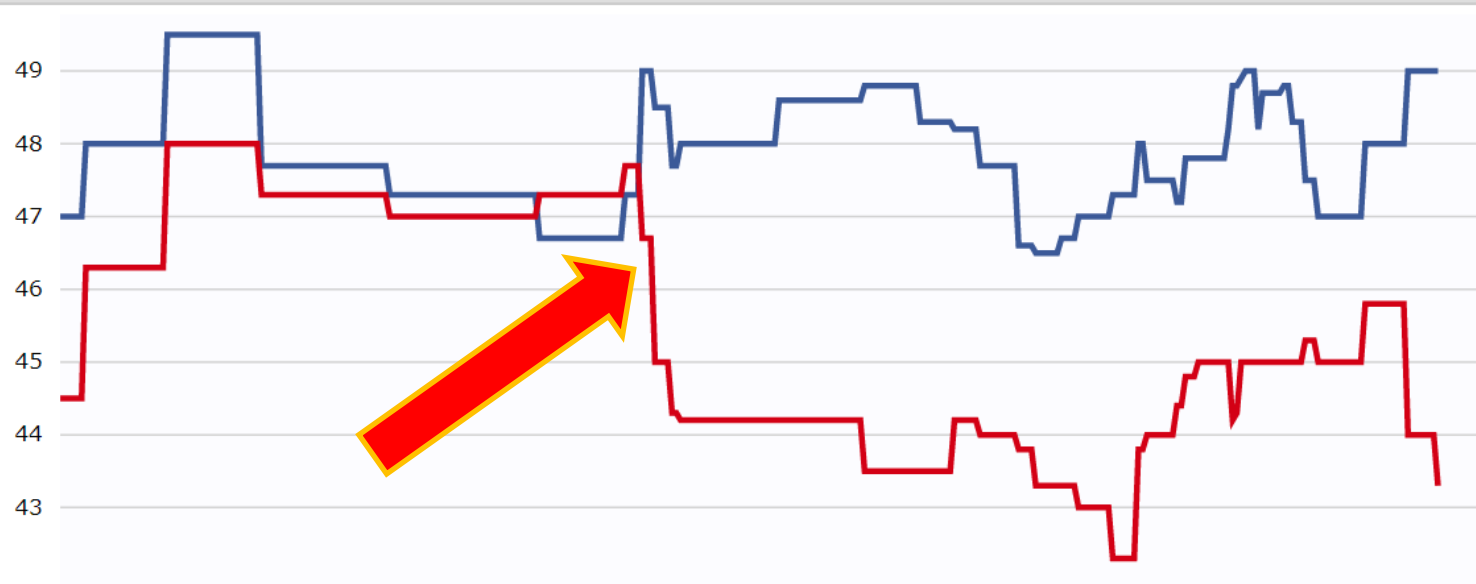
Poll	Date	Sample	MoE	Biden (D)	Trump (R)	Spread
RCP Average	8/8 - 9/6	--	--	49.0	43.3	Biden +5.7
CNBC	9/4 - 9/6	LV	--	49	45	Biden +4
FOX News*	8/29 - 9/1	772 LV	3.5	49	40	Biden +9
Emerson	8/8 - 8/10	661 LV	3.8	49	45	Biden +4

All Arizona: Trump vs. Biden Polling Data



RCP POLL AVERAGE
Arizona: Trump vs. Biden

49.0 Biden (D) +5.7
43.3 Trump (R)



Ohio: Trump vs. Biden



Key 2020 Races: [OH-1](#) | [OH-12](#) President: 2016: Trump + 8.1 | 2012: Obama +3.0 | 2008: Obama +4.6

[National](#) | [Wisconsin](#) | [Florida](#) | [Michigan](#) | [Pennsylvania](#) | [North Carolina](#) | [Arizona](#) | [Minnesota](#)

Polling Data

Poll	Date	Sample	MoE	Biden (D)	Trump (R)	Spread
RCP Average	6/24 - 9/2	--	--	46.7	44.3	Biden +2.4
Rasmussen	9/1 - 9/2	1000 LV	3.0	49	45	Biden +4
CBS News	7/21 - 7/24	1211 LV	--	45	46	Trump +1
Ohio Media	6/24 - 7/15	1037 RV	3.0	46	42	Biden +4

All Ohio: Trump vs. Biden Polling Data

Minnesota: Trump vs. Biden



Key 2020 Races: [Senate](#) | [MN-1](#) | [MN-2](#) | [MN-3](#) | [MN-7](#) | [MN-8](#) President: 2016: Clinton +1.5 | 2012: Obama +7.7

[National](#) | [Wisconsin](#) | [Florida](#) | [Michigan](#) | [Pennsylvania](#) | [North Carolina](#) | [Arizona](#) | [Minnesota](#)

Polling Data

Poll	Date	Sample	MoE	Biden (D)	Trump (R)	Spread
RCP Average	8/8 - 9/4	--	--	49.7	46.0	Biden +3.7
PPP (D)	9/3 - 9/4	877 RV	3.3	52	44	Biden +8
Trafalgar (R)*	8/15 - 8/18	1141 LV	3.0	47	47	Tie
Emerson	8/8 - 8/10	733 RV	3.6	50	47	Biden +3

All Minnesota: Trump vs. Biden Polling Data



CBS Minnesota

[NEWS](#)

[WEATHER](#)

[SPORTS](#)

[BEST OF](#)

[VIDEO](#)

[INFO & MORE](#)

CBSN Minnesota
WATCH NOW ▶

Minnesota Weather:
Showers To The South

Democrats Increasingly Concerned Trump Could Win Minnesota: 'It's Real. It's Absolutely Real'

September 9, 2020 at 6:43 am Filed Under: [Donald Trump](#), [Election 2020](#), [Joe Biden](#)

Texas: Trump vs. Biden



Key 2020 Races: [Senate](#) | [TX-7](#) | [TX-10](#) | [TX-21](#) | [TX-22](#) | [TX-24](#) | [TX-32](#) President: 2016: Trump +9.0 | 2012: Romney +15.8

[National](#) | [Wisconsin](#) | [Florida](#) | [Michigan](#) | [Pennsylvania](#) | [North Carolina](#) | [Arizona](#) | [Minnesota](#)

Polling Data						
Poll	Date	Sample	MoE	Trump (R)	Biden (D)	Spread
RCP Average	7/16 - 9/2	--	--	47.3	43.8	Trump +3.5
DMN*	8/28 - 9/2	901 LV	3.3	48	46	Trump +2
YouGov*	8/4 - 8/13	846 RV	—	48	41	Trump +7
Trafalgar (R)*	8/1 - 8/5	1015 LV	3.0	49	43	Trump +6
Quinnipiac	7/16 - 7/20	880 RV	3.3	44	45	Biden +1

All Texas: Trump vs. Biden Polling Data



RCP POLL AVERAGE
Texas: Trump vs. Biden

47.3 Trump (R) +3.5
43.8 Biden (D)



270 Biden

Toss Ups

0

Trump 268

270 Dem*

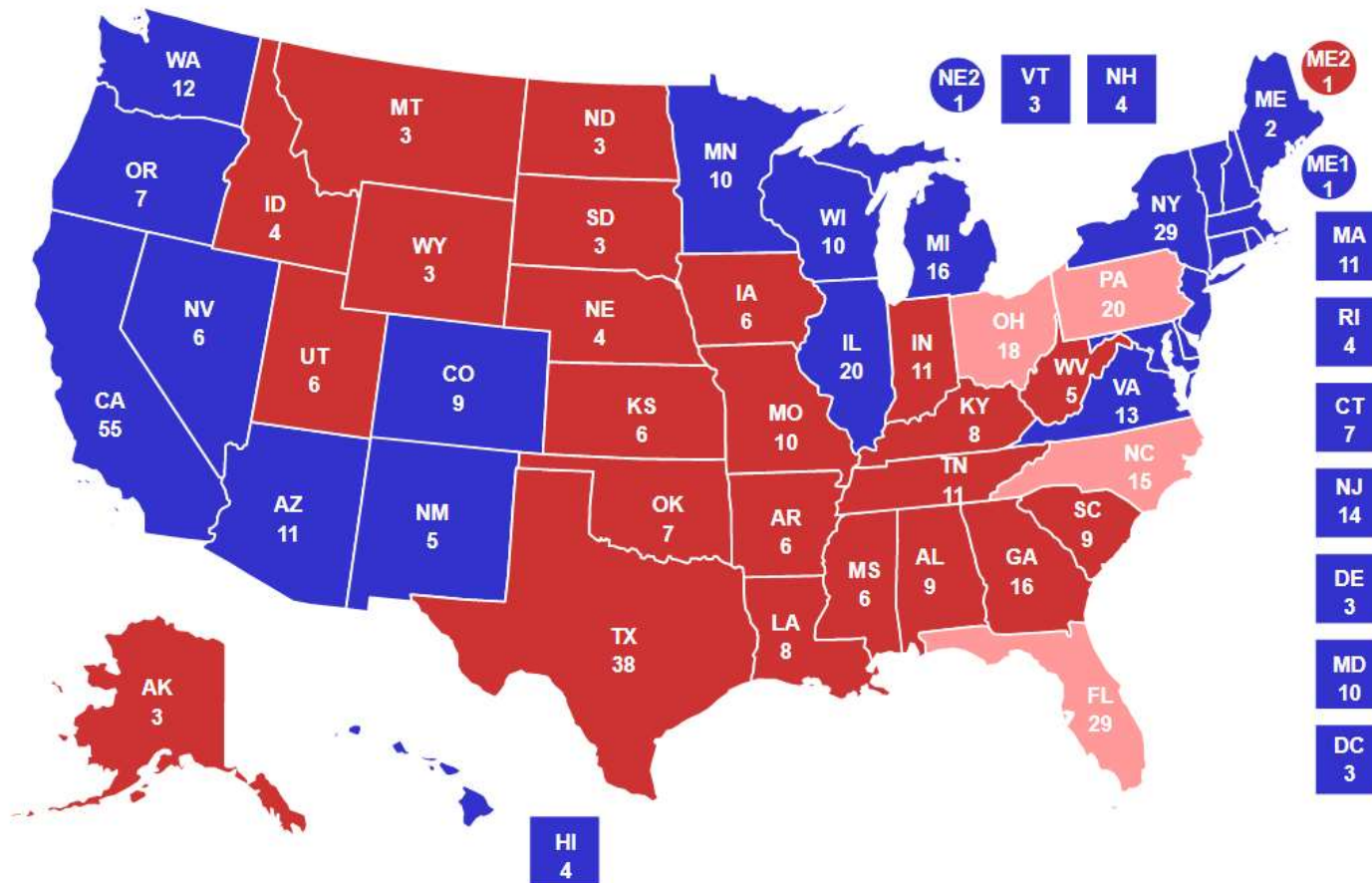
82

186 GOP

270 Electoral Votes Needed To Win (Recent Race Changes)

Recent Elections: 2016 | 2012 | 2008 | 2004 | 2000 | 1996 | 1992 | 1988 | 1984 | 1980 | 1976 | 1972

Pre-Fill Map: ☐ RCP Ratings ☐ No Toss Ups ☒ Your Map



SHARE THIS MAP



Save

Click State to Change Status

Democrat		Republican	
Independent		Toss Up	

269 Biden

Toss Ups

0

Trump **269**

254 Dem*

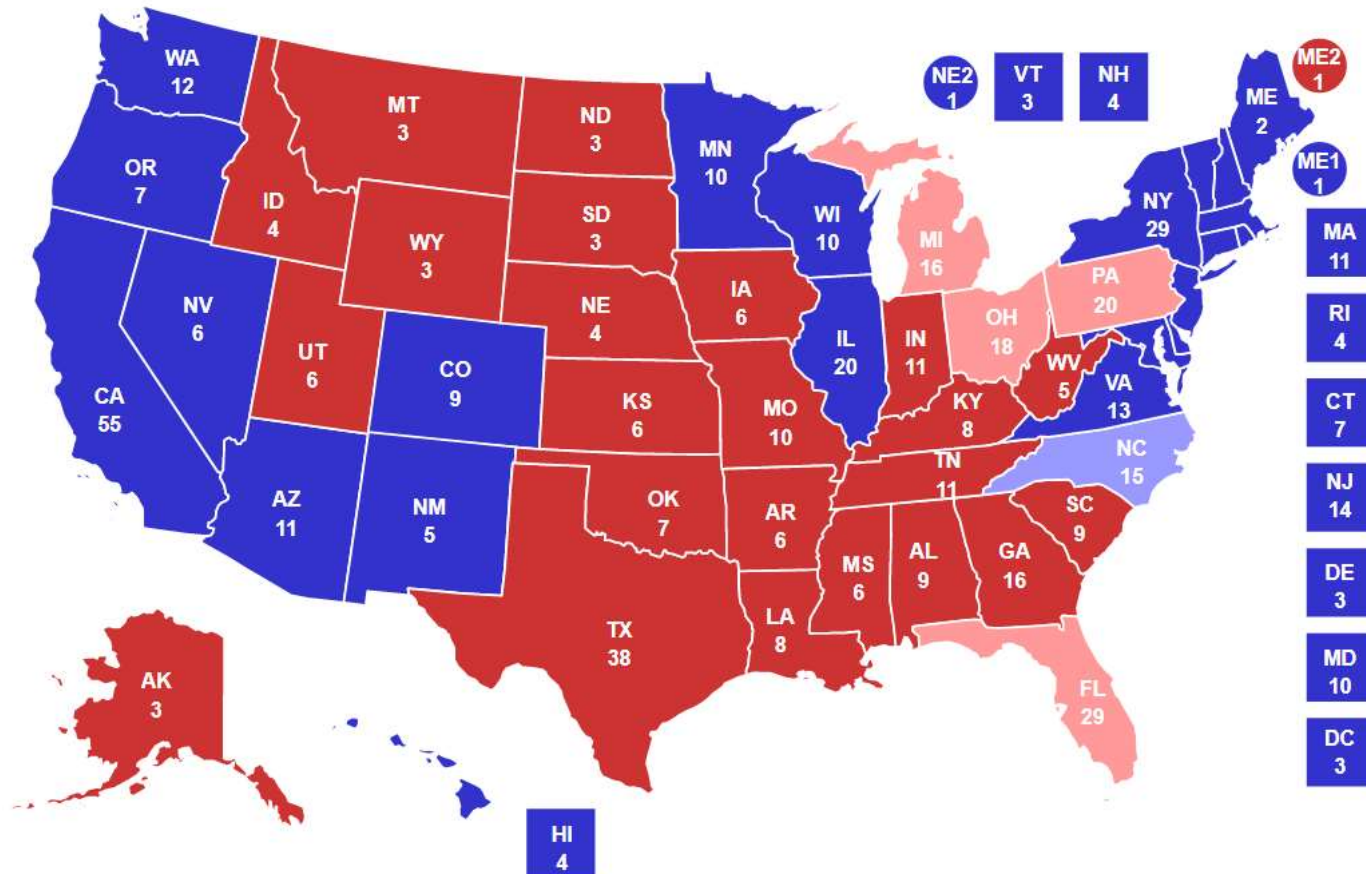
15

186 GOP

270 Electoral Votes Needed To Win (Recent Race Changes)

Recent Elections: 2016 | 2012 | 2008 | 2004 | 2000 | 1996 | 1992 | 1988 | 1984 | 1980 | 1976 | 1972

Pre-Fill Map: ☐ RCP Ratings ☐ No Toss Ups ☒ Your Map



SHARE THIS MAP



Save

Click State to Change Status

Democrat



Republican

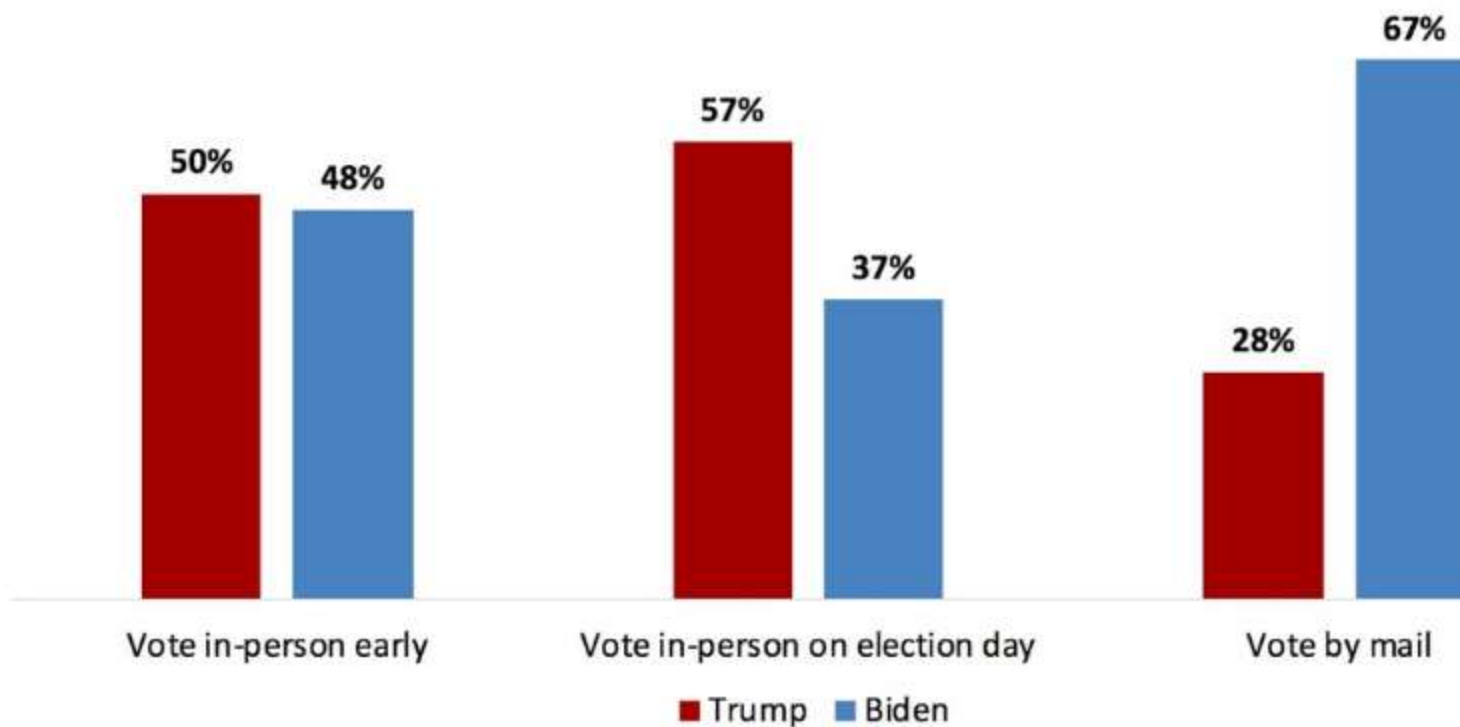
Independent



Toss Up

November Voting Plan & Candidate Support

National, August 30-31, 2020, LV, MM, N=1567, +/- 2.4 %



POLITICS

Trump Voters Are Staying Silent Again This Year

Wednesday, September 09, 2020



Trump voters appear to be hiding their vote again this election cycle.

The latest Rasmussen Reports national telephone and online survey finds that 17% of Likely U.S. Voters who Strongly Approve of the job President Trump is doing say they are less likely to let others know how they intend to vote in the upcoming election. By comparison, just half as many (8%) of those who Strongly Disapprove of the president's performance say the same.

Fifty-nine percent (59%) of those who Strongly Approve are More Likely to tell others whom they plan to vote for compared to previous presidential campaigns. But that compares to 66% of voters who Strongly Disapprove. (To see survey question wording, [click here.](#))



SEP. 8, 2020, AT 7:19 AM

A Big Chunk Of People Of Color And White People With Degrees Are Behind Trump

By [Perry Bacon Jr.](#)

Filed under [2020 Election](#)



46 Democrats *

Toss Ups

8

Republicans 46

40 Safe or Not Up

2

4

8

2

6

38 Safe or Not Up

51 Seats Needed For Majority (Create Your Own Map)

Likely Dem

NJ: Booker (D)
VA: Warner (D)
Safe Dem Seats

Leans Dem

AZ: McSally (R)
CO: Gardner (R)
NH: Shaheen (D)
NM: Open (D)

Toss Up

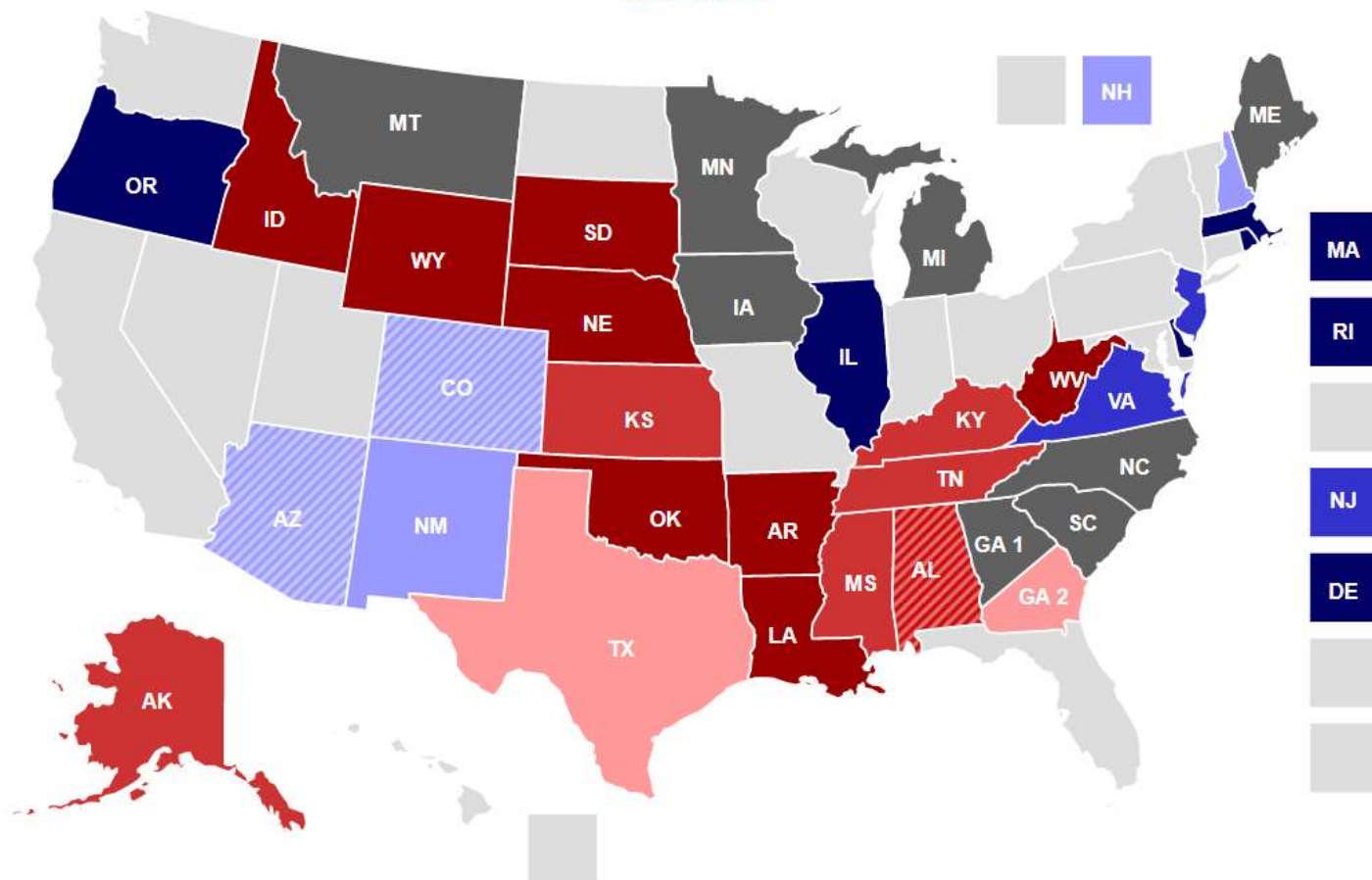
GA1: Perdue (R)
IA: Ernst (R)
ME: Collins (R)
MI: Peters (D)
MN: Smith (D)
MT: Daines (R)
NC: Tillis (R)
SC: Graham (R)

Leans GOP

GA2: Loeffler (R)
TX: Cornyn (R)

Likely GOP

AL: Jones (D)
AK: Sullivan (R)
KS: Open (R)
KY: McConnell (R)
MS: Hyde-Smith (R)
TN: Open (R)
Safe GOP Seats



50 Democrats *

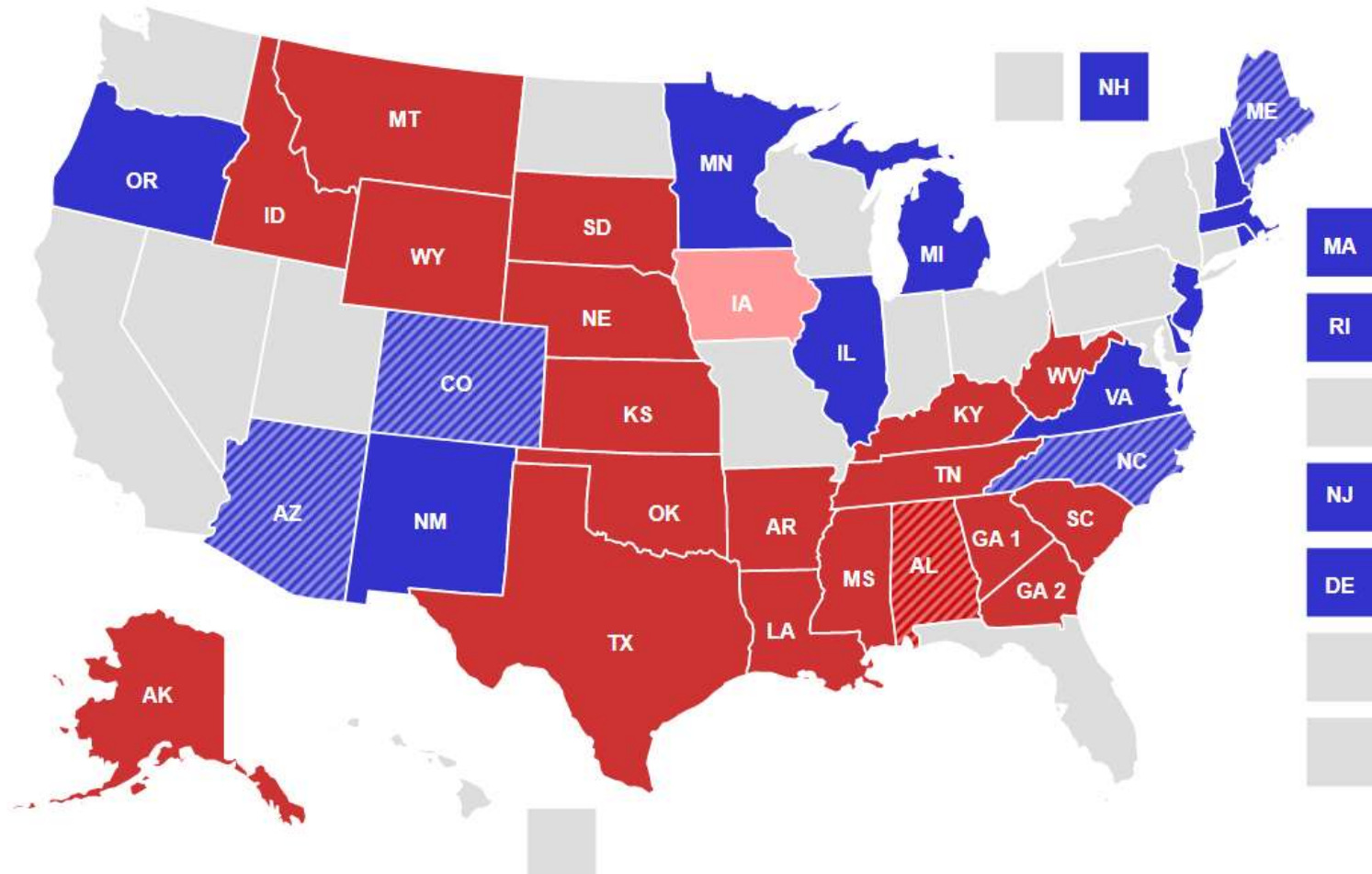
Net Change
DEM +4

Republicans 50

50 Dem*

49 GOP

Pre-Fill Map: ☐ RCP Ratings ☐ No Toss Ups ☐ Currently Held ☒ Your Map



Texas Senate - Cornyn vs. Hegar



2014: Cornyn (R) +27.2

[RCP Senate Map](#) | [Senate Polls](#) | [RCP House Map](#) | [Generic Vote](#) | [RCP Governor Map](#) | [Governor Polls](#) | [All 2020 Polls](#)

Candidates



John Cornyn (R)*
[Bio](#) | [Campaign Site](#)



M.J. Hegar (D)
[Bio](#) | [Campaign Site](#)

Texas Snapshot

RCP Average: **Cornyn +9.0**

RCP Ranking: **Leans GOP**

Key 2020 Races: **TX-7** | **TX-10** | **TX-21** | **TX-22** | **TX-24** | **TX-31** | **TX-32**

————PAST KEY RACES————

2018: Senate | Governor | **TX-7** | **TX-21** | **TX-23** | **TX-32**

2016: President | **TX-23**

2014: Governor | Senate | **TX-23** | **TX-34**

2012: President | Senate | **TX-14** | **TX-23**

2010: Gov | **TX-15** | **TX-17** | **TX-23** | **TX-25** | **TX-27**

2008: President | Senate | **TX-22**

2006: Governor | Senate | **TX-22**

Polling Data

Poll	Date	Sample	MoE	Cornyn (R)	Hegar (D)	Spread
RCP Average	7/16 - 9/2	--	--	43.3	34.3	Cornyn +9.0
DMN*	8/28 - 9/2	901 LV	3.3	39	28	Cornyn +11
YouGov*	8/4 - 8/13	846 RV	--	44	37	Cornyn +7
Quinnipiac	7/16 - 7/20	880 RV	3.3	47	38	Cornyn +9

All Texas Senate - Cornyn vs. Hegar Polling Data

2020 Collin County General Election Sample Ballot

Office	✚ Republican	✚ Libertarian	✚ Green	✚ Democrat
President	Donald Trump	Joe Jorgensen	Howie Hawkins	Joe Biden
US Senator	John Cornyn	Kerry McKennon	Dave Collins	Mary M.J. Hegar
US Congressman D3	Van Taylor	Chris Claytor		Lulu Seikaly
US Congressman D4	Pat Fallon	Lou Antonelli		Russell Foster
US Congressman D32	Genevieve Collins	Christy M. Peterson		Colin Allred
TX Railroad Comm.	James Wright	Matt Sterrett		Chrysta Casteneda
TX Supreme Court Chief Justice	Nathan Hecht	Mark Ash		Amy Meachum
TX Supreme Court Pl. 6	Jane Bland			Kathy Cheng
TX Supreme Court Pl. 7	Jeff Boyd	William Strange III		Staci Williams
TX Supreme Court Pl. 8	Brett Busby	Tom Oxford		Gisela Triana
Appeals Court Pl 3	Bert Richardson			Elizabeth Frizell
Appeals Court Pl. 4	Kevin Yeary			Tina Clinton
Appeals Court Pl. 9	David Newell			Brandon Birmingham
TX Rep. D33	Justin Holland			Andy Rose
TX Rep. D66	Matt Shaheen	Shawn Jones		Amy Garza
TX Rep. D67	Jeff Leach			Lorenzo Sanchez
TX Rep. D70	Scott Sanford			Angela Bado
TX Rep. D89	Candy Noble	Ed Kiess		Sugar Ray Ash

TX 5th Appeals Court Pl. 3	David Evans	Bonnie Lee Goldstone
TX 5th Appeals Court Pl. 6	David Bridges	Craig Smith
TX 5th Appeals Court Pl. 8	Bill Whitehill	Dennise Garcia
199th Dist. Court	Angela Tucker	
366th Dist. Court	Tom Nowak	Sam Johnson
380thDist. Court Dist. Court	Ben Smith	Penny Robe
RUNOFF - 401st Dist. Court	George Flint	Tonya Holt
416th Dist. Court	Andrea Thompson	Theresa Greevy
468th Dist. Court	Lindsey Wynne	Christy Albano
469th Dist. Court	Piper McCraw	Dana Huffman
470th Dist. Court	Emily Miskel	
471st Dist. Court	Andrea Bouressa	Michael Payma
County Sheriff	Jim Skinner	
Tax Assessor	Ken Maun	John Turner-McClelland
County Comm. PCT. 1	Susan Fletcher	Courtney Brooks
County Comm. PCT. 3	Darrell Hale	Dianne Mayo
Constable PCT. 1	Mike Vance	
Constable PCT. 2	Gary Edwards	
Constable PCT. 3	Sammy Knapp	
Constable PCT. 4	Joe Wright	



in District 66

Sharon Hirsch (D) Texas House 66: **Extreme Liberal**

What's important to you?

Taking away your gun rights? Endorsed by Three Major Anti-Gun Rights Groups (BradyPac, Everytown (Bloomberg), and Mom's Demand)

Promoting abortion? Endorsed by both Planned Parenthood's PAC and NARAL

Restricting Judeo-Christian beliefs? Endorsed by two LGBTQ+ PACs and the Texas Democratic Secular Caucus



Sharon Hirsch (D) Texas House 66: Extreme Liberal

What's important to you?

Protecting the economy? Endorsed by Two Radical Environmentalist Groups, including Sierra Club

Want to pay higher taxes? Endorsed by Four Union groups that want higher property taxes, and Warren Democrats.

Want an aggressive leftist agenda? Named a "Champion" by BoldProgressives.org, Certified Progressive (Progress Texas), endorsed by Emily's List.